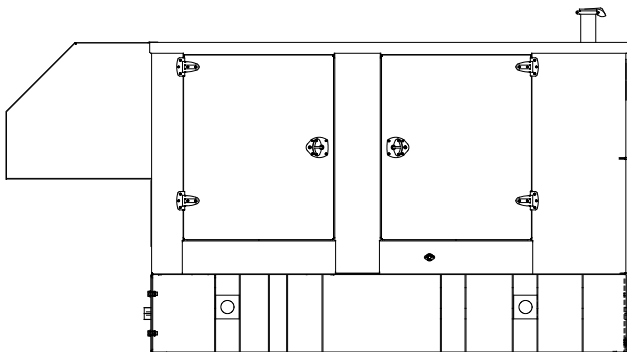




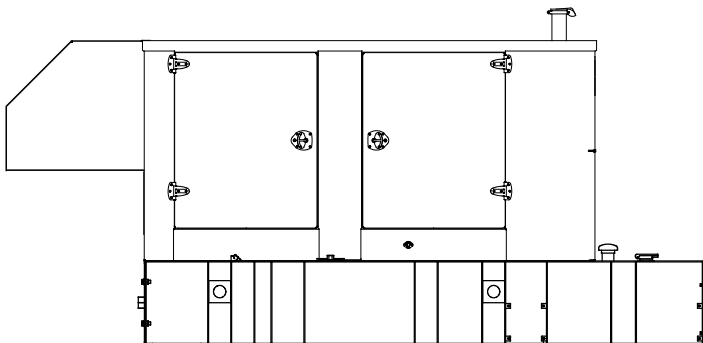
Applicable to the following:
80/100/150REOZJF
125REOZJG

Snow Enclosure Standard Features

- Reduces snow entry.
- Provides a heated package for cold environments.
- The enclosure is designed to maintain a 4°C (40°F) rise over ambient temperature for NFPA 110, Level 1 compliance.
- Internal-mounted silencer and flexible exhaust connector.
- Lift base or tank-mounted, aluminum construction with hinged doors.
- Fade-, scratch-, and corrosion-resistant Kohler® Power Armor™ cream beige automotive-grade textured finish.
- Enclosure has four large access doors which allow for easy maintenance.
- Lockable, flush-mounted door latches.
- Vertical air inlet and outlet discharge to redirect air and reduce noise.
- Acoustic insulation that meets UL 94 HF1 flammability classification and repels moisture absorption.
- Sound attenuated enclosure that uses up to 51 mm (2 in.) of acoustic insulation.
- Motorized insulated dampers on both the exhaust and intake sides.
- Electrical package containing distribution panel, AC lights, GFCI units, heater, thermostat, and block heater.



Enclosure with Standard Subbase Fuel Tank



Enclosure with State Code Subbase Fuel Tank

Subbase Fuel Tank Features

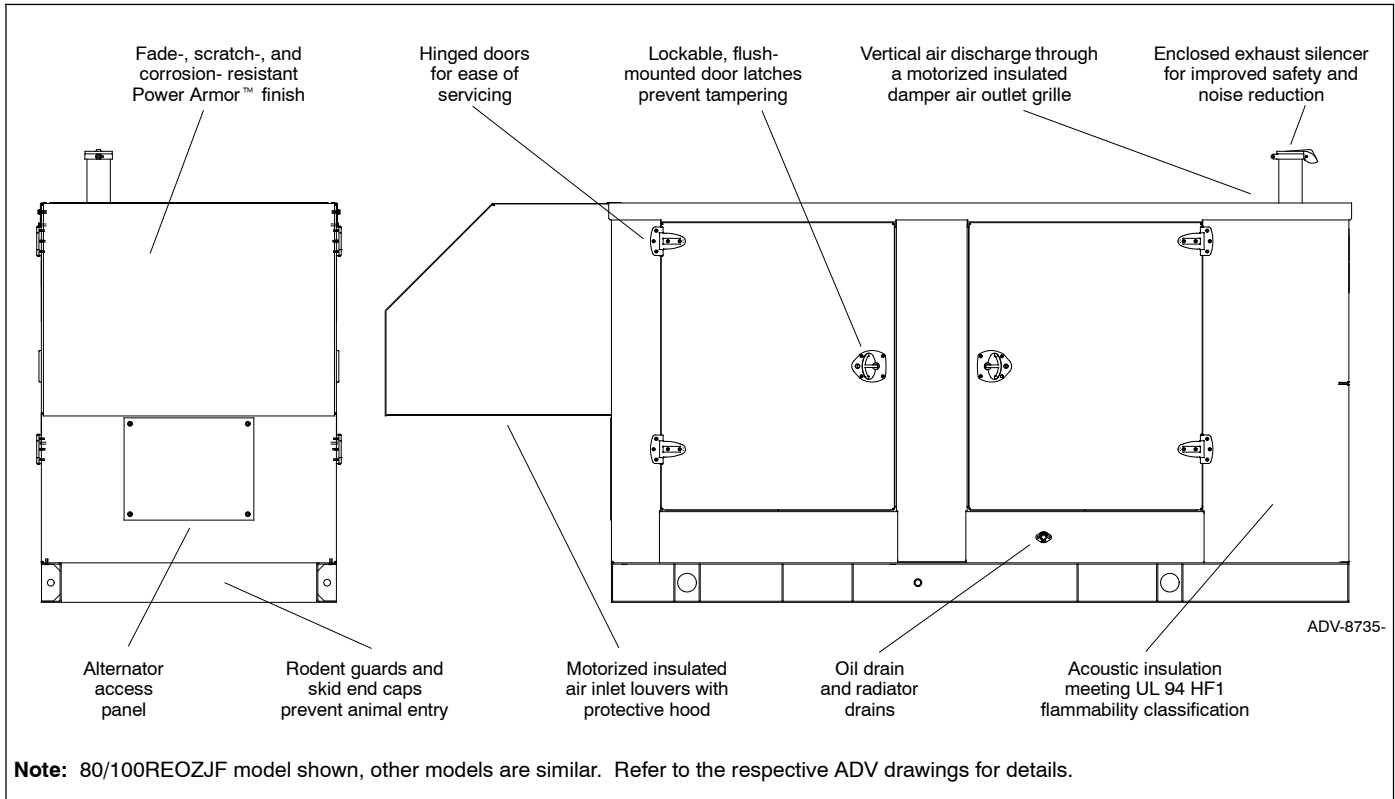
- The fuel tank has a Power Armor Plus™ textured epoxy-based rubberized coating.
- The above-ground rectangular secondary containment tank mounts directly to the generator set, below the generator set skid (subbase).
- Both the inner and outer tanks have emergency relief vents.
- Flexible fuel lines are provided with subbase fuel tank selection.
- The secondary containment generator set base tank meets UL 142 tank requirements. The inner (primary) tank is sealed inside the outer (secondary) tank. The outer tank contains the fuel if the inner tank leaks or ruptures.
- State tanks with varying capacities are an available option. Florida Dept. of Environmental Protection (FDEP) File No. EQ-634 approved.

Available Approvals and Listings

- UL 2200 Listing
- CSA Certified
- cUL Listing (fuel tanks only)

NOTE: Some models may have limited third-party approvals, see your local distributor for details.

Snow Enclosure



Note: 80/100REOZJF model shown, other models are similar. Refer to the respective ADV drawings for details.

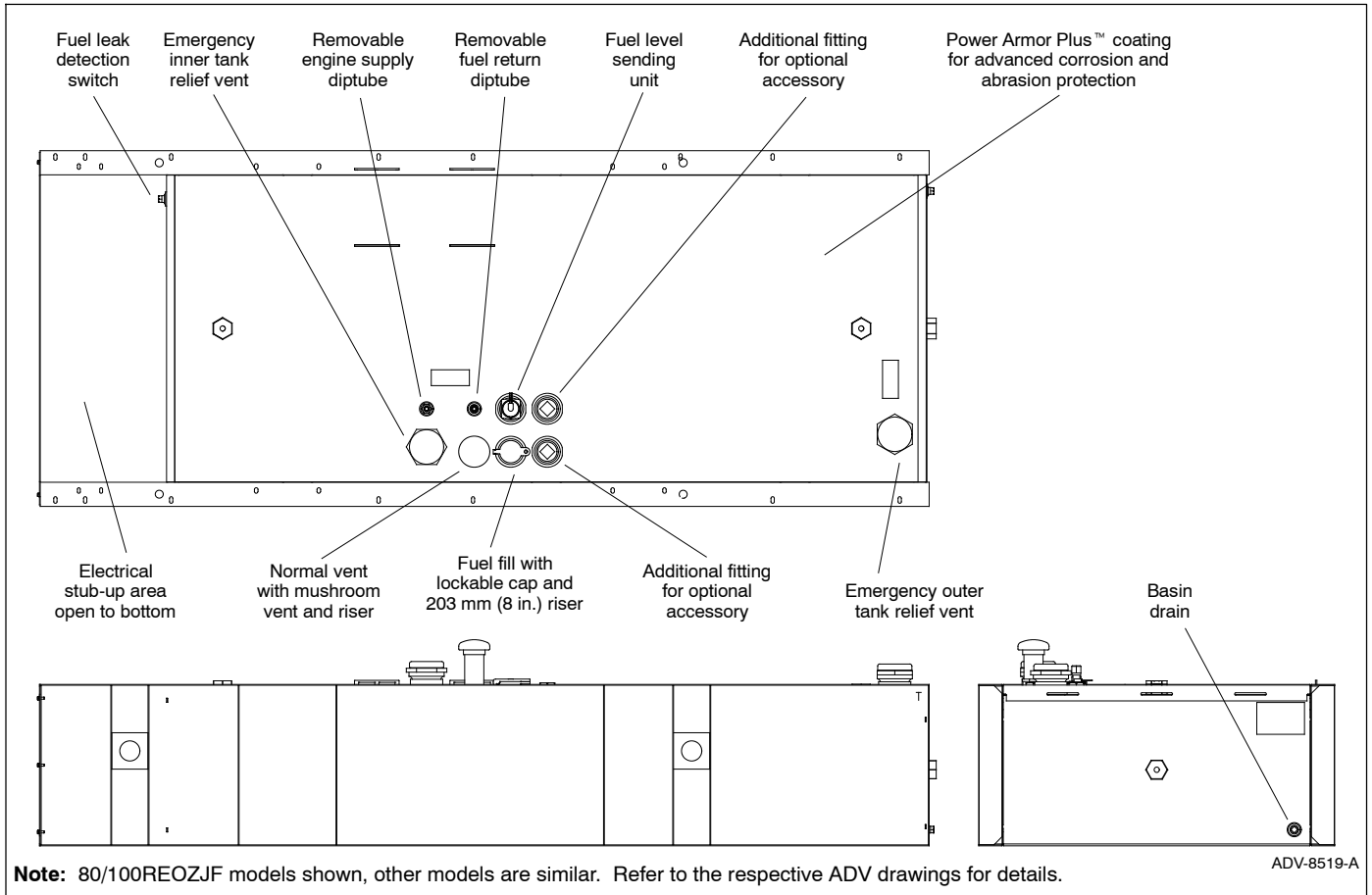
Snow Enclosure Features

- Available in aluminum 3.175 mm (0.125 in.) formed panel, solid construction. Preassembled package offering corrosion resistant, dent resilient structure mounting directly to lift base or fuel tank.
 - Power Armor™ automotive-grade finish resulting in advanced corrosion and abrasion protection as well as enhanced edge coverage and color retention.
 - Attenuated design. Acoustic insulation UL 94 HF1 listed for flame resistance offering up to 51 mm (2 in.) mechanically restrained acoustic insulation.
 - Internal exhaust silencer offering maximum component life and operator safety.
 - Interchangeable modular panel construction. Allows complete serviceability or replacement without compromising enclosure design.
 - Cooling/combustion air intake through a vertical air inlet. Sized for maximum cooling airflow.
 - Cooling air discharge. The enclosures include acoustic insulation with urethane film.
 - Motorized insulated dampers on both the exhaust and intake sides.
 - Electrical package which includes a distribution panel, AC lights, GFCI units, heater, thermostat, and block heater.
 - Service access. Multi-personnel doors for easy access to generator set control and servicing of the fuel fill, fuel gauge, oil fill, and battery.
 - Snow package enclosure is designed to meet NFPA 110 requirement to -20°C (-4°F).
- NOTE:** Installing an additional length of exhaust tail pipe may increase backpressure levels. Please refer to the generator set spec sheet for the maximum backpressure value.

Snow Enclosure Options

- DC Light Package (DLP).** Prewired qty. 2, internal DC light package offering an economical alternative light source within the enclosure, as a complement to the BEP or a source of light when AC power is not available. Battery drain limited with fuse protection and controlled through a 0-60 minute, spring-wound, no-hold timer.
- Snow Electrical Package for UL Listing model.
- Snow Electrical Package for CSA Certified model.

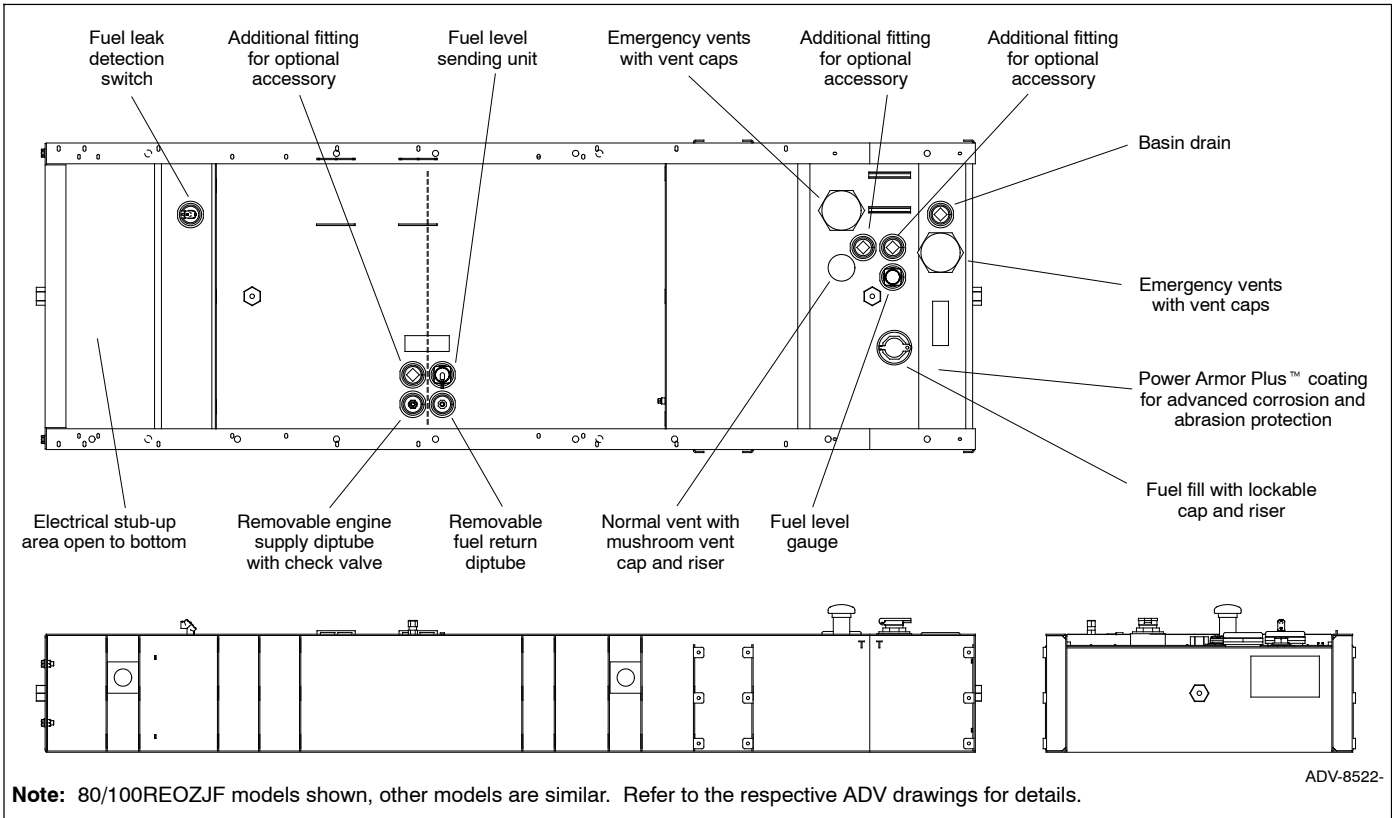
Standard Subbase Fuel Tank



Standard Subbase Fuel Tank Features

- Extended operation. Usable tank capacity offers full load standby operation of up to 72 hours.
- Power Armor Plus™ textured epoxy-based rubberized coating that creates an ultra-thick barrier between the tank and harsh environmental conditions like humidity, saltwater, and extreme temperatures, and provides advanced corrosion and abrasion protection.
- UL listed. Secondary containment generator set base tank meeting UL 142 requirements.
- NFPA compliant. Designed to comply with the installation standards of NFPA 30 and NFPA 37.
- Integral external lift lugs. Enables crane with spreader-bar lifting of the complete package (empty tank, mounted generator set, and enclosure) to ensure safety.
- Emergency pressure relief vents. Vents ensure adequate venting of the inner and outer tank under extreme pressure and/or emergency conditions.
- Normal vent with cap and riser.
- Leak detection switch. Annunciates a contained primary tank fuel leak condition at the generator set control.
- Electrical stub-up.

State Code Subbase Fuel Tank



State Code Subbase Fuel Tank Features

- State tank designed to comply with the installation standards of the Florida Dept. of Environmental Protection (FDEP) File No. EQ-634.
- Includes all of the Standard Subbase Fuel Tank Features.
- Usable tank capacity offers full load standby operation of up to 48 hours.

State Code Subbase Fuel Tank Options

Bottom Clearance

- I-beams, provides 102 mm (4 in.) of ground clearance

Fuel in Basin Options

- Fuel in basin switch, Florida Dept. of Environmental Protection (FDEP) File No. EQ-682 approved

Fuel Fill Options

- Fill pipe extension to within 152 mm (6 in.) of bottom of fuel tank.
- 18.9 L (5 gallon) spill containment with 95% shutoff
- 18.9 L (5 gallon) spill containment
- 18.9 L (5 gallon) spill containment fill to within 152 mm (6 in.) of bottom of fuel tank
- 28.4 L (7.5 gallon) spill containment, Florida Dept. of Environmental Protection (FDEP) File No. EQ-345 approved
- 28.4 L (7.5 gallon) spill containment with 95% shutoff, Florida Dept. of Environmental Protection (FDEP) File No. EQ-345/ EQ-257 approved

Fuel Supply Options

- Fire safety valve (installed on fuel supply line)

- Ball valve (installed on fuel supply line)

High Fuel Level Switch

- High fuel level switch
- High fuel level switch, Florida Dept. of Environmental Protection (FDEP) File No. EQ-682 approved

Normal Vent Options

- 3.7 m (12 ft.) above grade (without spill containment)
- 3.7 m (12 ft.) above grade (with spill containment)

Tank Marking Options

- Decal, Combustible Liquids - Keep Fire Away (qty. 2)
- Decal, NFPA 704 identification (qty. 2)
- Decal, tank number and safe fuel fill height (qty. 2)
- Decal, tank number and safe fuel fill height, NFPA 704 identification

Fluid Containment Options

- 100% engine fluid containment

Enclosure and Subbase Fuel Tank Specifications

Fuel Tank Capacity, L (gal.)	Est. Fuel Supply Hours at 60 Hz with Full Load, Nominal/Actual	Enclosure and Subbase Fuel Tank				Fuel Tank Height, mm (in.)	Sound Pressure at 60 Hz with Full Load at 7 m (23 ft.), dB(A)
		Max. Dimensions, mm (in.)			Max. Weight, kg (lb.) *		
		Length	Width	Height			
80REOZJF							
No Tank	0	3659 (144.1)	1156 (45.5)	1720 (67.7)	1405 (3097)	0 (0)	69
791 (209)	24/30			2078 (81.8)	1691 (3727)*	508 (20)	
1317 (348)	48/50			2383 (93.8)	1807 (3983)*	813 (32)	
80REOZJF with State Code Fuel Tank†							
814 (215)	24/31	4259 (167.7)	1156 (45.5)	2002 (78.8)	1920 (4232)*	432 (17)	69
1571 (415)	48/60			2332 (91.8)	2160 (4761)*	762 (30)	
100REOZJF							
No Tank	0	3659 (144.1)	1156 (45.5)	1720 (67.7)	1514 (3337)	0 (0)	69
791 (209)	24/25			2078 (81.8)	1800 (3967)*	508 (20)	
1696 (448)	48/54			2383 (93.8)	1994 (4395)*	813 (32)	
100REOZJF with State Code Fuel Tank†							
814 (215)	24/26	4259 (167.7)	1156 (45.5)	2002 (78.8)	2029 (4472)*	432 (17)	69
1571 (415)	48/50			2332 (91.8)	2269 (5001)*	762 (30)	
125REOZJG							
No Tank	0	4574 (180.1)	1150 (45.3)	1748 (68.8)	1743 (3842)	0 (0)	73
1128 (298)	24/30			2231 (87.8)	2492 (5493)*	483 (19)	
2207 (583)	48/58			2662 (104.8)	2843 (6267)*	914 (36)	
125REOZJG with State Code Fuel Tank†							
1196 (316)	24/31	5485 (216.0)	1150 (45.3)	2231 (87.8)	2474 (5453)*	483 (19)	73
2252 (595)	48/60			2586 (101.8)	2746 (6053)*	838 (33)	
150REOZJF							
No Tank	0	4574 (180.1)	1150 (45.3)	1748 (68.8)	1875 (4133)	0 (0)	73
1128 (298)	24/25			2231 (87.8)	2624 (5784)*	483 (19)	
2207 (583)	48/49			2662 (104.8)	2975 (6558)*	914 (36)	
150REOZJF with State Code Fuel Tank†							
1196 (316)	24/27	5485 (216.0)	1150 (45.3)	2231 (87.8)	2605 (5744)*	483 (19)	73
2252 (595)	48/50			2586 (101.8)	2878 (6344)*	838 (33)	

Note: Data in table is for reference only, refer to the respective ADV drawings for details.

Note: Refer to TIB-114 for generator set sound data.


* Max. weight includes the generator set (wet) using the largest alternator option, enclosure with acoustic insulation added, silencer, and tank (no fuel).

† State code fuel tank specifications (height and weight) include I-beam option.

KOHLER CO., Kohler, Wisconsin 53044 USA
Phone 920-457-4441, Fax 920-459-1646
For the nearest sales and service outlet in the
US and Canada, phone 1-800-544-2444
KOHLERPower.com

Kohler Power Systems
Asia Pacific Headquarters
7 Jurong Pier Road
Singapore 619159
Phone (65) 6264-6422, Fax (65) 6264-6455

DISTRIBUTED BY:



Availability is subject to change without notice. Kohler Co. reserves the right to change the design or specifications without notice and without any obligation or liability whatsoever. Contact your local Kohler® generator set distributor for availability.

© 2015 by Kohler Co. All rights reserved.